

DOLCE & GABBANA CASA
sofas & armchairs
CALLA



DESCRIZIONE TECNICA / TECHNICAL DESCRIPTION

N.B. GLI ELEMENTI COMPOSITIVI SONO VENDIBILI ANCHE SINGOLARMENTE

STRUTTURA Legno imbottito con Poliuretano e Fiberfill, struttura seduta con cinghie elastiche intrecciate

CUSCINI SEDUTA Poliuretano e Fiberfill

CUSCINI SCHIENALE Piuma

CUSCINI DECORATIVI Piuma

RIVESTIMENTO Tessuto non sfoderabile in tinta unita oppure con tema Blu Mediterraneo o Zebra

Filetto in gros grain coordinato

Cuscini schienale e cuscino seduta dell'elemento centrale con rivestimento sfoderabile

BASAMENTO Legno impiallacciato finitura Quercia lucida spazzolata

Basamento con meccanismo girevole solo nell'elemento centrale curvo **CLL (ECC)**

OPTIONAL Tavolino in legno massello finitura Quercia lucida spazzolata

N.B. THE SECTIONAL ELEMENTS ARE ALSO AVAILABLE AS SINGLE ELEMENT

FRAME Wood padded with Polyurethane and Fiberfill, seat frame with interwoven elastic bands

SEAT CUSHIONS Polyurethane and Fiberfill

BACK CUSHIONS Feather

DECORATIVE CUSHIONS Feather

COVER Not removable fabric in plain colour or with Blu Mediterraneo or Zebra motif

Cordinated gros grain piping

Removable cover for back cushions and central element seat cushion

BASE Wood veneered glossy brushed Quercia finishing

Base with swivel mechanism only for central curved element **CLL (ECC)**

OPTIONAL Small table in solid wood with glossy brushed Quercia finishing

FABRICS

BLU MEDITERRANEO:
BROCCATO

ZEBRA:

ZEBRA JQ BOUCLE' 001

ZEBRA JQ COTTON 001

PLAIN COLOUR FABRICS

PLAIN COLOUR FABRICS

BY LUXURY LIVING GROUP – V11/2021

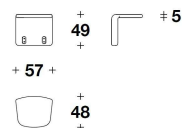
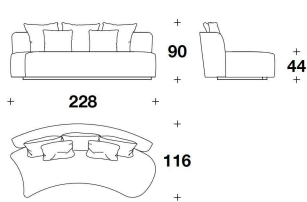
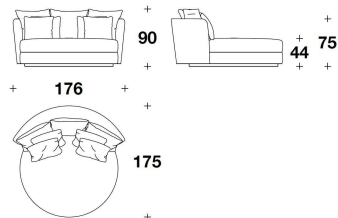
DOLCE & GABBANA CASA

sofas & armchairs

CALLA

DALIA D 001 WHITE
 DALIA D 003 BLACK
 DALIA D 006 OVERSEAS
 DALIA D 007 BLUETTE
 DALIA D 008 MIDNIGHT BLUE

AIACE TOP 550 MEDITERRANEAN BLUE
 AIACE TOP 803 PRUSSIAN BLUE
 AIACE TOP 838 BLACK
 AIACE TOP 878 OYSTER



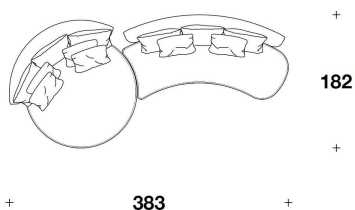
CLL (ECC)
 ELEMENTO CENTRALE CURVO /
 CURVED CENTRAL ELEMENT
 176x175x90H. - H.S.44 cm
 69 1/3x69x35 1/3H. - H.S.17 1/4 "

CLL (EDX) - CLL (ESX)
 ELEMENTO CURVO DX O SX / RIGHT
 OR LEFT CURVED ELEMENT
 228x116x90H. - H.S.44 cm
 89 2/3x45 2/3x35 1/3H. - H.S.17 1/4 "

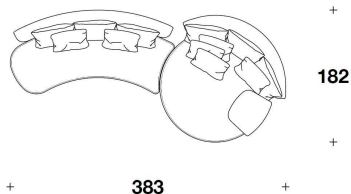
CLL (TAV)
 OPTIONAL : TAVOLINO / SMALL TABLE
 57x48x49H. - THK.5cm
 22 1/3x19x19 1/4H. - THK.1 15/16"

Note

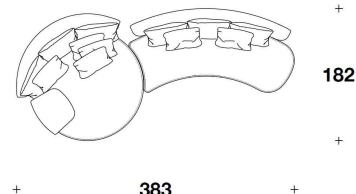
EXAMPLE OF SECTIONAL SOFAS



CLL (ECC) + CLL (EDX)



CLL (ESX) + CLL (ECC) + CLL (TAV)



CLL (TAV) + CLL (ECC) + CLL (EDX)